

Vision Iconic

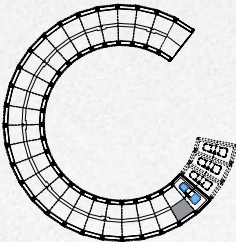
TOWER 6

3 Bedroom Unit - Type - 1



AREA	SQ.M	SQ.FT
Suite Area	76.37	822.03
Balcony Area	19.86	213.77
Terrace Area	135.38	1457.20
Total Unit Area	231.61	2493.00

FLAT DESIGN COMPONENTS	
LIVING & DINING	19 m²
MASTER BEDROOM	16 m²
BEDROOM 02	14 m²
BEDROOM 01	13 m²
KITCHEN	8 m²
CORRIDOR	8 m²
M.BATHROOM	5 m²
M. WALK IN CLOSET	5 m²
BATHROOM / WC	4 m²
LAUNDRY	2 m²



Disclaimer: 1. All stated dimensions and services whether in relation to the building, common areas or individual units are subject to government and local authority approvals. Final dimensions and services will be stated in your sales and purchase agreement 2. All room dimensions are measured to structural elements and exclude wall finishes and construction tolerances. 3. All dimensions have been provided by our consultant architects. 4. All materials, dimensions and drawings are approximate. Information is subject to change without notice. 5. Actual suite area may vary from the stated area. Drawings are not to scale. The Developer reserves the right to make any revisions whatsoever including for aesthetic purposes.



Project Maybach

TOWER 1

2 Bedroom Unit - Type - 1



AREA	SQ.M	SQ.FT
Suite Area	70.82 m ²	762.30 m ²
Balcony Area	21.34 m ²	229.70 m ²
Total Unit Area	92.16 m ²	992.00 m ²

FLAT DESIGN COMPONENTS	
LIVING & DINING	17 m ²
MASTER BEDROOM	13 m ²
BEDROOM	12 m ²
KITCHEN	6 m ²
CORRIDOR	6 m ²
BATHROOM 1	4 m ²
BATHROOM 2	4 m ²

Project Maybach

TOWER 1

3 Bedroom Unit - Type - 1



AREA	SQ.M	SQ.FT
Suite Area	109.67 m ²	1180.48 m ²
Balcony Area	13.09 m ²	140.90 m ²
Total Unit Area	122.76 m ²	1321.38 m ²

FLAT DESIGN COMPONENTS	
MASTER BEDROOM	19 m ²
LIVING & DINING	17 m ²
BEDROOM	13 m ²
BEDROOM	13 m ²
CORRIDOR	12 m ²
KITCHEN	7 m ²
STORE	5 m ²
BATHROOM 1	4 m ²
BATHROOM 2	3 m ²
LAUNDRY	3 m ²
WC	2 m ²

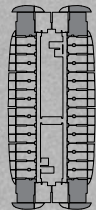
Disclaimer: 1. All stated dimensions and services whether in relation to the building, common areas or individual units are subject to government and local authority approvals. Final dimensions and services will be stated in your sales and purchase agreement 2. All room dimensions are measured to structural elements and exclude wall finishes and construction tolerances. 3. All dimensions have been provided by our consultant architects. 4. All materials, dimensions and drawings are approximate. Information is subject to change without notice. 5. Actual suite area may vary from the stated area. Drawings are not to scale. The Developer reserves the right to make any revisions whatsoever including for aesthetic purposes.

6. Calculation of suite area is measured as the area bounded by the centre line of demising or partition walls separating one unit from another unit, the exterior face of all exterior walls, and the exterior face of the corridor wall enclosing the adjoining unit. 7. Calculation of balcony area is measured as the area bounded by the centre line of demising or partition walls separating one unit from another unit, the outmost face of the enclosing guard and the external face of the adjoining balcony. 8. The units are measured at typical floor in the building. Columns may vary in size depending on the floor level. 9. For each unit type, unit sizes and details might be different and your sales and purchase agreement will contain the actual size of each specific unit.

Vision Mercedes-Maybach Ultimate Luxury

TOWER 2 & 3

2 Bedroom Unit - Type - 1



AREA	SQ.M	SQ.FT
Suite Area	71.70 m²	771.77 m²
Balcony Area	19.36 m²	208.39 m²
Total Unit Area	91.06 m²	980.16 m²

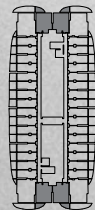
FLAT DESIGN COMPONENTS	
LIVING & DINING	17 m²
MASTER BEDROOM	13 m²
BEDROOM	12 m²
KITCHEN	6 m²
CORRIDOR	6 m²
BATHROOM 1	4 m²
BATHROOM 2	4 m²

Disclaimer: 1. All stated dimensions and services whether in relation to the building, common areas or individual units are subject to government and local authority approvals. Final dimensions and services will be stated in your sales and purchase agreement 2. All room dimensions are measured to structural elements and exclude wall finishes and construction tolerances. 3. All dimensions have been provided by our consultant architects. 4. All materials, dimensions and drawings are approximate. Information is subject to change without notice. 5. Actual suite area may vary from the stated area. Drawings are not to scale. The Developer reserves the right to make any revisions whatsoever including for aesthetic purposes.

Vision Mercedes-Maybach Ultimate Luxury

TOWER 2 & 3

3 Bedroom Unit - Type - 1



AREA	SQ.M	SQ.FT
Suite Area	106.79 m²	1149.48 m²
Balcony Area	12.53 m²	134.87 m²
Total Unit Area	119.32 m²	1284.35 m²

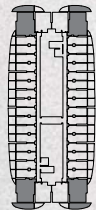
FLAT DESIGN COMPONENTS	
MASTER BEDROOM	22 m²
LIVING & DINING	17 m²
BEDROOM	13 m²
BEDROOM	13 m²
CORRIDOR	10 m²
KITCHEN	9 m²
BATHROOM 1	4 m²
BATHROOM 2	3 m²
WC	2 m²
STORE	2 m²

6. Calculation of suite area is measured as the area bounded by the centre line of demising or partition walls separating one unit from another unit, the exterior face of all exterior walls, and the exterior face of the corridor wall enclosing the adjoining unit. 7. Calculation of balcony area is measured as the area bounded by the centre line of demising or partition walls separating one unit from another unit, the outmost face of the enclosing guard and the external face of the adjoining balcony. 8. The units are measured at typical floor in the building. Columns may vary in size depending on the floor level. 9. For each unit type, unit sizes and details might be different and your sales and purchase agreement will contain the actual size of each specific unit.

Vision Mercedes-Maybach 6

TOWER 4 & 5

2 Bedroom Unit - Type - 1



AREA	SQ.M	SQ.FT
Suite Area	71.70 m ²	771.77 m ²
Balcony Area	19.36 m ²	208.39 m ²
Total Unit Area	91.06 m ²	980.16 m ²

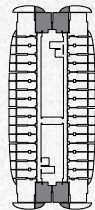
FLAT DESIGN COMPONENTS	
LIVING & DINING	17 m ²
MASTER BEDROOM	13 m ²
BEDROOM	12 m ²
KITCHEN	6 m ²
CORRIDOR	6 m ²
BATHROOM 1	4 m ²
BATHROOM 2	4 m ²

Disclaimer: 1. All stated dimensions and services whether in relation to the building, common areas or individual units are subject to government and local authority approvals. Final dimensions and services will be stated in your sales and purchase agreement 2. All room dimensions are measured to structural elements and exclude wall finishes and construction tolerances. 3. All dimensions have been provided by our consultant architects. 4. All materials, dimensions and drawings are approximate. Information is subject to change without notice. 5. Actual suite area may vary from the stated area. Drawings are not to scale. The Developer reserves the right to make any revisions whatsoever including for aesthetic purposes.

Vision Mercedes-Maybach 6

TOWER 4 & 5

3 Bedroom Unit - Type - 1



AREA	SQ.M	SQ.FT
Suite Area	106.79 m ²	1149.48 m ²
Balcony Area	12.53 m ²	134.87 m ²
Total Unit Area	119.32 m ²	1284.35 m ²

FLAT DESIGN COMPONENTS	
MASTER BEDROOM	22 m ²
LIVING & DINING	17 m ²
BEDROOM	13 m ²
BEDROOM	13 m ²
CORRIDOR	10 m ²
KITCHEN	9 m ²
BATHROOM 1	4 m ²
BATHROOM 2	3 m ²
WC	2 m ²
STORE	2 m ²

6. Calculation of suite area is measured as the area bounded by the centre line of demising or partition walls separating one unit from another unit, the exterior face of all exterior walls, and the exterior face of the corridor wall enclosing the adjoining unit. 7. Calculation of balcony area is measured as the area bounded by the centre line of demising or partition walls separating one unit from another unit, the outmost face of the enclosing guard and the external face of the adjoining balcony. 8. The units are measured at typical floor in the building. Columns may vary in size depending on the floor level. 9. For each unit type, unit sizes and details might be different and your sales and purchase agreement will contain the actual size of each specific unit.